


*Clinton River  
Catalina Association*



**2006 CRCA OFFICERS**

Commodore	Deanna Lundy	586-228-5864
Vice Commodore	Pat Morel	586-786-1673
Treasurer	Sandy Bousum	586-773-1444
Secretary	Jean Post	586-412-7864
Member At Large	Ken Bousum	586-773-1444

**2006 CRCA COMMITTEE CHAIRS**

Cruising	Gayle & Eric Locke	248-526-9686
Constitution	Paul Kurkowski	586-675-8217
Social	Barbara Kurkowski	586-675-8211
Racing	Doug Post	586-907-6157
Membership	Bill Lundy	586-228-5864
Newsletter	Ted & Gaye Wing	248-373-5463

**FLEET CAPTAINS**

22's	Mike Bracket	586-263-1769
25's	Larry Caricchio	248-852-3078
27's	Chris Cook	586-786-0974
28's	Phil Morel	586-786-1673
30's	Doug Post	586-412-7864
320's	Ken Bousum	586-263-1444
34's	Paul Krutty	248-649-0597

**2006  
Sailing Instructions  
and Committee Boat  
Handbook**

# SAILING

## INSTRUCTIONS

CLINTON RIVER CATALINA ASSOCIATION

### 1. Rules

1.1 These series will be governed by The Racing Rules of Sailing (RRS) 2005-2008, the prescriptions of the U.S.S.A., except as modified by the Notice of Race and these sailing instructions.

### 2. Entries

2.1 All Catalina yachts that conform to the specification set forth in their individual class constitution and bylaws, and whose skipper is a member in good standing of the Clinton River Catalina Association, may be entered by submitting a completed registration form and the appropriate entry fee to the CRCA race committee. The skipper or an immediate family member must be on board during each race.

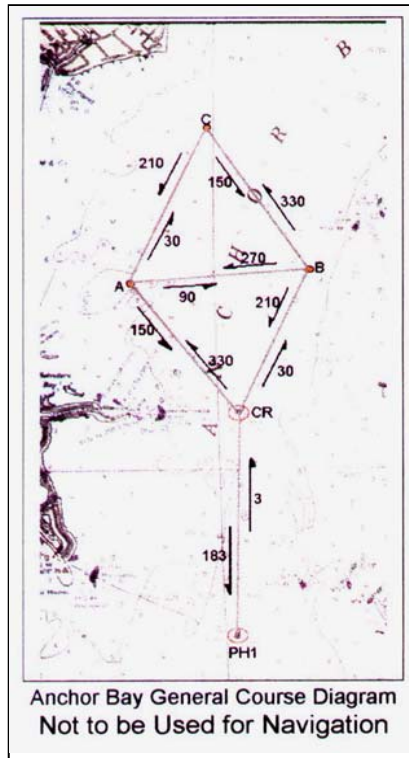


Figure 1

### 3. Changes in Sailing Instructions



3.1 Any change to the sailing instructions will be made verbally on the day of the race when Code Flag "L" (Yellow and Black checkered flag) is displayed

### 4. Racing Area

4.1 The racing area will be as shown in figure 1.

### 5. Schedule of Races:

Race	Date	Warning Signal
<b>Tune up Race</b>	May 11, 2006	6:55pm
<b>Spring Invitational</b>	May 27, 2006	10:55am
<b>Spring Series</b>		
Race #1	May 18, 2006	6:55pm
Race #2	May 25, 2006	6:55pm
Race #3	June 1, 2006	6:55pm
Race #4	June 8, 2006	6:55pm
Race #5	June 15, 2006	6:55pm
Race #6	June 22, 2006	6:55pm
Makeup Race	June 29, 2006	6:55pm*
<b>Fall Series</b>		
Race #1	Aug 3, 2006	6:55pm
Race #2	Aug 10, 2006	6:55pm
Race #3	Aug 17, 2006	6:55pm
Race #4	Aug 24, 2006	6:55pm
Race #5	Aug 31, 2006	6:55pm
Race #6	Sept 7, 2006	6:55pm
Makeup Race	Sept 14, 2006	6:55pm*
<b>International Regatta</b>	Sept 9, 2006	9:55am


Makeup races will be held only if any of the 6 scheduled races in a series are canceled/abandoned for all class starts in one race.

### 6. The Course

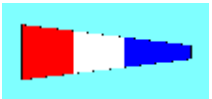
6.1 Course will be selected from those shown in Figure 2 and described on the following pages. The RC boat will display appropriate flag to designate course.




6.2 Course "1" - Code Flag #1: Start at CR1, East of the Clinton River, between CR1 and RC boat, thence approximately 2.6 nm @ 183 degrees magnetic to PH1, leaving it to port, thence approximately 2.6 nm @ 003 degrees magnetic, back to CR1, finishing between CR1 and RC boat.




6.3 Course "2" - Code Flag #2: Start East of the Clinton River, between CR1 and RC boat, thence approximately 1.7 nm @ 030 degrees magnetic to mark "B", leaving it to port, thence approximately 1.7 nm @ 270 degrees magnetic to mark "A", leaving it to port, thence approximately 1.7 nm @ 150 degrees magnetic to CR1, finishing between CR1 and RC boat.



6.4 Course "3" - Code Flag #3: Start East of the Clinton River, between CR1 and RC boat, thence approximately 1.7 nm @ 330 degrees magnetic to mark "A", leaving it to starboard, thence approximately 1.7 nm @ 90 degrees to mark "B", leaving it to starboard, thence approximately 1.7 nm @ 210 degrees magnetic to CR1, finishing between CR1 and RC boat.




6.5 Course "A" - Code Flag "A": Start East of the Clinton River, between CR1 and RC boat, thence approximately 1.7 nm @ 330 degrees magnetic to mark "A", leaving it to port, thence approximately 1.7 nm @ 150 degrees magnetic to CR1, leaving it to port, thence approximately 1.7 nm @ 330 degrees, back to Mark "A", finishing between Mark "A" and RC boat.



6.6 Course "B" - Code Flag "B": Start East of the Clinton River, between CR1 and RC boat, thence approximately 1.7 nm @ 030 degrees magnetic to mark "B", leaving it to port, thence approximately 1.7 nm @ 210 degrees magnetic to CR1, leaving it to port, thence approximately 1.7 nm @ 030 degrees, back to Mark "B", finishing between Mark "B" and RC boat.



6.7 Course "C" - Code Flag "C": Code Flag "C": Start at CR1, East of the Clinton River, between CR1 and RC boat, thence approximately 2.6 nm @ 000 degrees magnetic to C mark, leaving it to port, thence approximately 2.6 nm @ 180 degrees magnetic, back to CR1, finishing between CR1 and RC boat.



6.8 Shorten Course - In the event of light air, the course may be shortened to any turning mark. Finish between the RC Boat flying Code Flag "S" (white and blue rectangle) and the adjacent mark

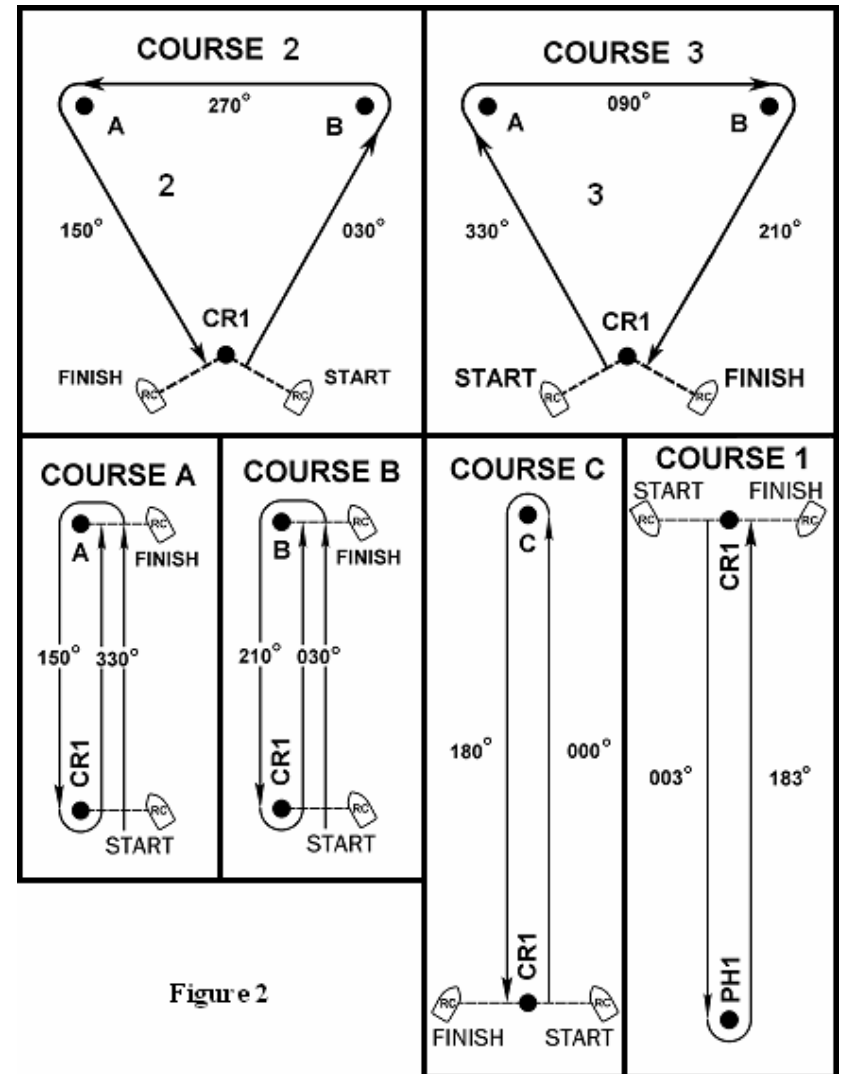


Figure 2

## **7. Marks**

- 7.1 Mark "CR1": is a red and white government mark, bearing the designation "CR1".
- 7.2 Mark "PH1": is a green government mark, bearing the designation "PH1".
- 7.3 Marks "A", "B" and "C": are white North Star Sail Club buoys, approximately 12 inches in diameter, extending approximately 5 feet above the water surface, bearing the designation "A", "B" and "C" respectively. **Marks are not lighted.**
- 7.4 Committee Boat Limit Mark: One or more limit marks may be set near a start/finish line and race committee boat. When a yacht touches any limit mark, or passes between it and the committee boat, that yacht shall have touched a mark and is required to fulfill penalty requirement per U.S.S.A. rules.

<b>Approximate Mark Positions</b>		
CR1	N 42° 35' 38"	W 082° 44' 43"
PH1	N 42° 32' 79"	W 082° 44' 78"
A	N 42° 36' 59"	W 082° 46' 09"
B	N 42° 37' 13"	W 082° 43' 49"
C	N 42° 38' 34"	W 082° 44' 15"

## **8. The Start**

- 8.1 Races will be started using rule 26, 2005 – 2008 USSA with classes starting at 5 minute intervals as follows:

<u>Class</u>	<u>Signal</u>	<u>Time</u>
	Alert Long Horn	6:55pm
34	Warning, Pink Class Flag/Gun	7:00pm
	Preparatory Flag/Short Horn	7:01pm
	Preparatory Flag Removed/Long Horn	7:04pm
	Start, Pink Class Flag Removed &	
30	Warning, Green Class Flag up/Gun	7:05pm
	Preparatory Flag/Short Horn	7:06 pm
	Preparatory Flag Removed/Long Horn	7:09pm
	Start, Green Class Flag Removed &	
22-27	Gold Class Flag up/Gun	7:10pm
	Preparatory Flag Short Horn	7:11 pm
	Preparatory Flag Removed, Long Horn	7:14pm
	Start, Gold Class Flag Removed/Gun	7:15pm

Times shall be taken from visual signals; the failure of a sound signal shall be disregarded.

### **Classes are subject to change pending participation.**

- 8.2 The starting line will be between the mast of the RC boat and CR1.
- 8.3 Boats whose preparatory signal has not been made shall keep clear of the starting area and of all boats whose warning signal has been made. The starting area is a rectangle on the pre-start side of the line, extending 150' from the starting line between the committee boat and "CR1". It also includes any area on the course side of the starting line where a boat might sail a proper course to the first mark after starting.

## **9. The Finish**

- 9.1 The finishing line will be between the mast of the RC boat and CR1.
- 9.2 Yachts dropping out of a race must report to the RC boat as soon as possible, either by VHF radio channel 72, or lay alongside of RC boat opposite start/finish line. Do not interfere with RC operation or other competitors.

## **10. Time Limit**

- 10.1 The time limit will be 3 hours for each class.. Any boat in a class finishing before the time limit will extend the time limit for all boats in that class.

## **11. Protests**

- 11.1 Protests shall be made in writing within one hour after race committee arrives at the post-race meeting. Forms are available from the race committee.
- 11.2 The race chairman will make a decision on all protests at the meeting following each race. If they disagree, any party to the protest may request a hearing by a committee of 3 disinterested persons. The committee will be appointed by the CRCA board of officers to resolve the protest. All interested parties will be notified of the time and location where the hearing will take place.
- 11.3 Failure to attend the post race meeting by a skipper or his representative will be considered as agreement with the race chairman's decision. A skipper who has been informed of a protest and who fails to attend the meeting forfeits the right to be heard by a committee appointed by the CRCA board. This does not preclude other interested parties from requesting a hearing.
- 11.4 When crossing a shipping channel, yachts are forbidden to interfere with major ships (FEDERAL LAW 89-764). Any yacht violating this injunction shall be subject to protest and disqualification.
- 11.5 Yachts shall not discharge trash overboard; yachts violating this rule shall be subject to protest and disqualification.

## **12. Scoring**

- 12.1 Six races are scheduled for each series, of which 4 races shall be completed to constitute a series.
- 12.2 Rule A2 is replaced with: Each boat's series score shall be the total of her best 4 race scores. The boat with the lowest series score wins, and others shall be ranked accordingly.
- 12.3 The Low Point Scoring System in Appendix A of the racing rules will be used. Rule A9 will apply.
- 12.4 To qualify for inclusion in the series results, a boat shall come to the starting area for at least 1 race in the series.

## **13. Radio Communication**

- 13.1 A boat shall neither make radio transmissions while racing nor receive radio communications not available to all boats that are racing.

## **14. Prizes**

- 14.1 Prizes will be awarded at the annual Commodore's Ball.
- 14.3 Flags will be awarded to the boats placing first, second, and third in each class in which 5 or more boats are entered. The number of flags awarded will be reduced by 1 for each boat less than 5 entered in a class.
- 14.3 The yacht with the lowest combined score for the Spring and Fall series will receive the "CRCA Boat of The Year" award for that class. Any ties will be broken in accordance with rule A8 of the 2001-2004 Racing Rules of Sailing using the combined results, including any throw-outs, of both series.

## 15 Agreement to perform as Race Committee

- 15.1 The skipper of each registered yacht shall serve race committee duty when so assigned by the race committee. Failure to do so may result in disqualification of that yacht for the entire season. In the event of multiple ownership of one yacht, only one owner shall be required to serve RC duty. A registered skipper shall not race a race in which his representative is serving as RC duty, nor shall his representative or crew race his boat in a race in which the skipper is serving RC duty.
- 15.2 A skipper who can not keep RC assignment is responsible for his own replacement. It is the responsibility of the skipper to know their race committee assignment, contact the RC boat coordinator (race chairman) if in doubt.

## 16 Agreement to Assume Risk

- 16.1 In consideration of being permitted to enter any race or regatta and being fully knowledgeable of the risks of sailing as a competitive sport, all contestants, crew members and guests aboard, voluntarily assume all risks associated with participating in any race or regatta. Competing yachts shall in all respects be ready for sea and shall be manned by an adequate and capable crew. It shall be the sole and inescapable responsibility of the skipper and crew of the yacht to decide whether to start or not to start, to continue, or to finish a race. The skipper must assure that all required U.S. Coast Guard equipment, as well as other necessary safety equipment is aboard, properly maintained and stowed, and that the crew knows where it is kept and how it is used.

## COMMITTEE BOAT DUTY

### CHECKLIST AND INSTRUCTIONS

1. Pick up RC Boat equipment from previous race committee or race chairman. Ensure that all equipment is intact and in operating order. Check for order of finish recording sheets, start gun/shells, flags, shapes, protection mark and anchor.
2. Raise RC flag and motor to CR1 as early as possible to allow sufficient time to determine course and start location. Before anchoring, take a wind direction reading. The RC Boat must first consider Windward/Leeward course A or B if wind conditions are 10 knots and steady in the opinion of the RC Boat skipper.

### Race Course Selection

If Wind Direction is Between	Choose Course	Leave Marks To
320 and 340	Course A	Port
020 and 040	Course B	Port
353° and 013°	Course C	Port
014° and 060°	Course 2	Port
061° and 119°	Course 3	Starboard
120° and 173°	Course 2	Port
174° and 194°	Course 1	Port
195° and 239°	Course 3	Starboard
240° and 300°	Course 2	Port
301° and 352°	Course 3	Starboard

3. If a windward/leeward race is not possible, then the RC boat will select one of the other courses based on the wind direction.
4. Position RC Boat to set starting line square to the course to the first turning mark. (Minimum length of the starting line (from CR1 to RC boat) should be 100 yards. Anchor square to the course and throw the protection buoy out towards the start buoy.
5. Raise the shape for marks to port or starboard and lash start gun to boat (if necessary), pointed away from start line.

- DON'T BE RUSHED. POSTPONE IF NECESSARY. RC may transmit instruction and monitor VHF CHANNEL 72.

NOTE: If gun is not fired in conjunction with the hoist of the shape, the shape signifies the desired task.

- Record all class starters sail numbers prior to start of the first race.
- Sound one long alert horn 5 minutes prior to the first class warning signal.

NOTE: If a class warning signal (Class Flag raised) is not given at the same time as the previous class start signal (Class Flag lowered), sound gun when the next class flag is raised to begin the 5 minute start sequence for that class..

- Races shall be started by using the following signals. Times shall be taken from the visual signals; the absence of a sound signal shall be disregarded.

Signal	Flag and sound	Minutes before starting signal
Warning	Class flag; 1 Gun	5
Preparatory	“P” flag; 1 Short Horn	4
One-minute	Preparatory flag removed; 1 Long Horn	1
Starting	Class flag removed; 1 Gun	0

- Repeat the sequence until all classes are started. The warning signal for each succeeding class shall be made with or after the starting signal of the preceding class.
- Move the RC boat to the proper finish line position and record the finish time of all participating boats. Please record the date on the recording document provided by the Race Committee.
- After all classes start have started, move RC Boat to FINISH POSITION (see Figure 2), set anchor and hoist BLUE shape.
- Prepare ahead of time for the finish. An order of finish sheet is absolutely essential. Record the Sail numbers and finish times of each boat in the sequence they cross the finish line. DO NOT record in sail number sequence. Record finish time and sail number of each yacht on order of finish sheet

- Sound gun for first boat in each class to finish and take protest reports, etc.
- All skippers, or their representative, must sign order of finish sheet to receive credit for serving committee boat duty. No exceptions, no excuses!
- Review Race Instructions for additional information.

### Step-by-step Start Sequence:

- 6:55 One long horn
- 7:00 Warning: Pink Flag Up / Gun
- 7:01 Preparatory: "P" Flag Up / Short Horn
- 7:04 One Minute: "P" Flag Down / Long Horn
- 7:05 Start: Pink Down, Warning: Green Up / Gun
- 7:06 Preparatory: "P" Flag Up / Short Horn
- 7:09 One Minute: "P" Flag Down / Long Horn
- 7:10 Start: Green Down, Warning: Gold Up / Gun
- 7:11 Preparatory: "P" Flag Up / Short Horn
- 7:14 One Minute: "P" Flag Down / Long Horn
- 7:15 Start: Gold Down / Gun

The Web sites below may be of interest to Catalina Yacht owners. National Association sites have the one-design rules for the class.

#### National/International Associations

Catalina 22	<a href="http://www.spiritone.com/~mack/c22.htm">http://www.spiritone.com/~mack/c22.htm</a>
Catalina 25/250	<a href="http://www.best.com/~c25c250/">http://www.best.com/~c25c250/</a>
Catalina 27	<a href="http://www.paw.com/sail/catalina27/">http://www.paw.com/sail/catalina27/</a>
Catalina 28	<a href="http://www.aztec.com/catalina/c28a/">http://www.aztec.com/catalina/c28a/</a>
Catalina 30	<a href="http://www.aztec.com/ic30a/">http://www.aztec.com/ic30a/</a>
Catalina 320	<a href="http://www.netwizards.net/jestes/c320.htm">http://www.netwizards.net/jestes/c320.htm</a>
Catalina 34	<a href="http://www.c34.org/">http://www.c34.org/</a>
Catalina 36	<a href="http://www.catalinayachts.com/c36fleet1/">http://www.catalinayachts.com/c36fleet1/</a>
Catalina 42	<a href="http://www.catalina42.org/">http://www.catalina42.org/</a>
U.S Sailing Assoc.	<a href="http://www.ussailing.org/home.html">http://www.ussailing.org/home.html</a>
ISAF	<a href="http://www.sailing.org/">http://www.sailing.org/</a>

#### Miscellaneous Information

Catalina Direct	<a href="http://www.catalinadirect.com">http://www.catalinadirect.com</a>
The Yachtsman	<a href="http://www.warmgear.com">http://www.warmgear.com</a>
Engel's Racing Pages	<a href="http://www.lainet.com/~engel/">http://www.lainet.com/~engel/</a>
Torresen Sailing Page	<a href="http://www.torresen.com/">http://www.torresen.com/</a>
DRYA	<a href="http://members.aol.com/dryaraces/detprhf.htm">http://members.aol.com/dryaraces/detprhf.htm</a>
North Star Sail Club	<a href="http://www.gatecom.com/~nssc/">http://www.gatecom.com/~nssc/</a>
Bayview Yacht Club	<a href="http://www.byc.com/">http://www.byc.com/</a>

Race results can be found on The Yachtsman at:

<http://www.warmgear.com/anchorbay99.htm>